

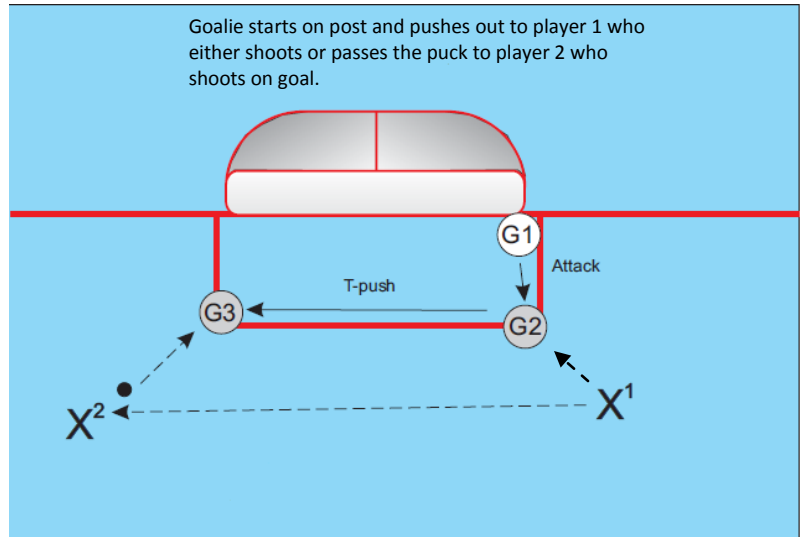
Evaluator's Name _____

Drill #1 – Pass With Length

Player 1 will shoot or pass the puck to player 2 who will shoot on goal

Things to look for:

- Look for movement to player 1
- Look for reaction to shot or movement to player 2
- Look for reaction to rebound



Players Division:

- Atom PeeWee Bantam Midget

Goalie #	Ranking	Needs Improvement		Average					Excellent		Comments
		1	2	3	4	5	6	7			
_____	Positioning/Angle	1	2	3	4	5	6	7	_____		
	Reaction to Shot	1	2	3	4	5	6	7	_____		
	Eye Contact to Puck	1	2	3	4	5	6	7	_____		
	Rebound control	1	2	3	4	5	6	7	_____		
	Reaction to Rebound	1	2	3	4	5	6	7	_____		
_____	Positioning/Angle	1	2	3	4	5	6	7	_____		
	Reaction to Shot	1	2	3	4	5	6	7	_____		
	Eye Contact to Puck	1	2	3	4	5	6	7	_____		
	Rebound control	1	2	3	4	5	6	7	_____		
	Reaction to Rebound	1	2	3	4	5	6	7	_____		
_____	Positioning/Angle	1	2	3	4	5	6	7	_____		
	Reaction to Shot	1	2	3	4	5	6	7	_____		
	Eye Contact to Puck	1	2	3	4	5	6	7	_____		
	Rebound control	1	2	3	4	5	6	7	_____		
	Reaction to Rebound	1	2	3	4	5	6	7	_____		
_____	Positioning/Angle	1	2	3	4	5	6	7	_____		
	Reaction to Shot	1	2	3	4	5	6	7	_____		
	Eye Contact to Puck	1	2	3	4	5	6	7	_____		
	Rebound control	1	2	3	4	5	6	7	_____		
	Reaction to Rebound	1	2	3	4	5	6	7	_____		

Additional Comments



Note: "Eye Contact to Puck" includes fundamentals of the position

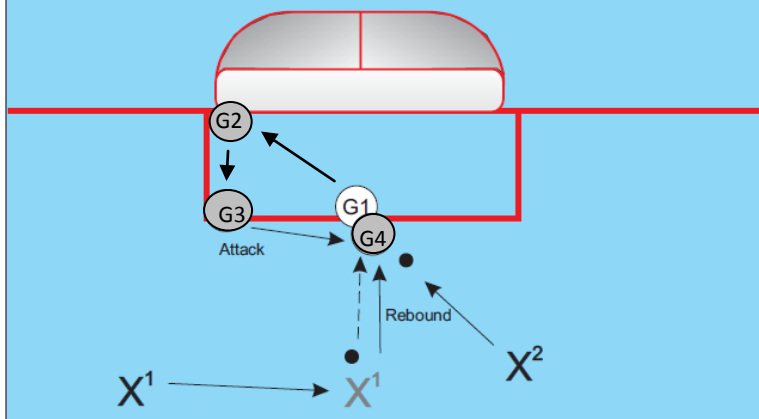
Evaluator's Name _____

Drill #2 – Puck Drag, Recovery, Rebound

Things to look for:

- Look for movement to post
- Look for movement to player 1
- Look for movement back to middle and prepare for shot (set-up)
- Watch for Goalie recovery to rebound
- Watch for speed of covering the rebound

Goalie starts in butterfly and inside-edge/backside pushes (on ice pushes) back to post, then T-pushes pushes back to player 1 who then moves to center with goalie following and shoots. Either player 1 or 2 can go for the rebound.



Players Division:

Atom PeeWee Bantam Midget

Goalie #	Ranking	Needs Improvement		Average			Excellent		Comments
		1	2	3	4	5	6	7	
_____	Positioning/Angle	1	2	3	4	5	6	7	_____
	Reaction to Shot	1	2	3	4	5	6	7	_____
	Eye Contact to Puck	1	2	3	4	5	6	7	_____
	Rebound control	1	2	3	4	5	6	7	_____
	Reaction to Rebound	1	2	3	4	5	6	7	_____
_____	Positioning/Angle	1	2	3	4	5	6	7	_____
	Reaction to Shot	1	2	3	4	5	6	7	_____
	Eye Contact to Puck	1	2	3	4	5	6	7	_____
	Rebound control	1	2	3	4	5	6	7	_____
	Reaction to Rebound	1	2	3	4	5	6	7	_____
_____	Positioning/Angle	1	2	3	4	5	6	7	_____
	Reaction to Shot	1	2	3	4	5	6	7	_____
	Eye Contact to Puck	1	2	3	4	5	6	7	_____
	Rebound control	1	2	3	4	5	6	7	_____
	Reaction to Rebound	1	2	3	4	5	6	7	_____
_____	Positioning/Angle	1	2	3	4	5	6	7	_____
	Reaction to Shot	1	2	3	4	5	6	7	_____
	Eye Contact to Puck	1	2	3	4	5	6	7	_____
	Rebound control	1	2	3	4	5	6	7	_____
	Reaction to Rebound	1	2	3	4	5	6	7	_____

Additional Comments



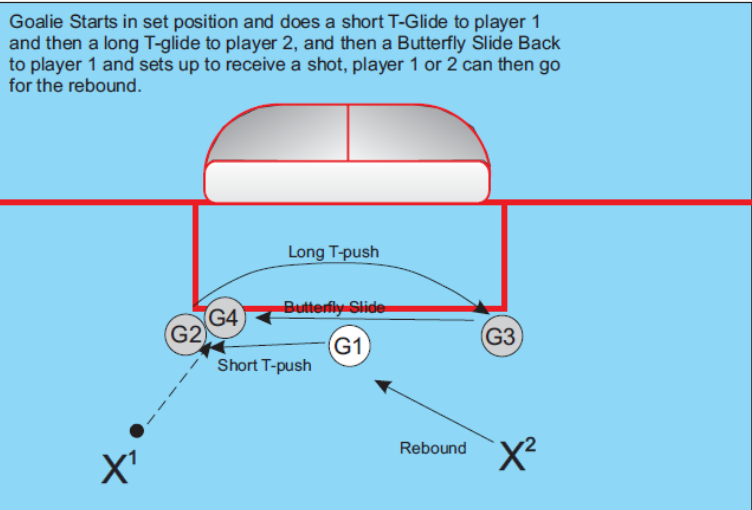
Note: "Eye Contact to Puck" includes fundamentals of the position

Evaluator's Name _____

Drill #3 – Wrap Around

Things to look for:

- Look for Short T-Glide and Long T-Glide.
- Does the goalie Butterfly Slide in a tight butterfly Block Position



Players Division:

Atom PeeWee Bantam Midget

Goalie #	Ranking	Needs Improvement		Average			Excellent		Comments
		1	2	3	4	5	6	7	
_____	Positioning/Angle	1	2	3	4	5	6	7	_____
	Reaction to Shot	1	2	3	4	5	6	7	_____
	Eye Contact to Puck	1	2	3	4	5	6	7	_____
	Rebound control	1	2	3	4	5	6	7	_____
	Reaction to Rebound	1	2	3	4	5	6	7	_____
_____	Positioning/Angle	1	2	3	4	5	6	7	_____
	Reaction to Shot	1	2	3	4	5	6	7	_____
	Eye Contact to Puck	1	2	3	4	5	6	7	_____
	Rebound control	1	2	3	4	5	6	7	_____
	Reaction to Rebound	1	2	3	4	5	6	7	_____
_____	Positioning/Angle	1	2	3	4	5	6	7	_____
	Reaction to Shot	1	2	3	4	5	6	7	_____
	Eye Contact to Puck	1	2	3	4	5	6	7	_____
	Rebound control	1	2	3	4	5	6	7	_____
	Reaction to Rebound	1	2	3	4	5	6	7	_____
_____	Positioning/Angle	1	2	3	4	5	6	7	_____
	Reaction to Shot	1	2	3	4	5	6	7	_____
	Eye Contact to Puck	1	2	3	4	5	6	7	_____
	Rebound control	1	2	3	4	5	6	7	_____
	Reaction to Rebound	1	2	3	4	5	6	7	_____

Additional Comments



Note: "Eye Contact to Puck" includes fundamentals of the position

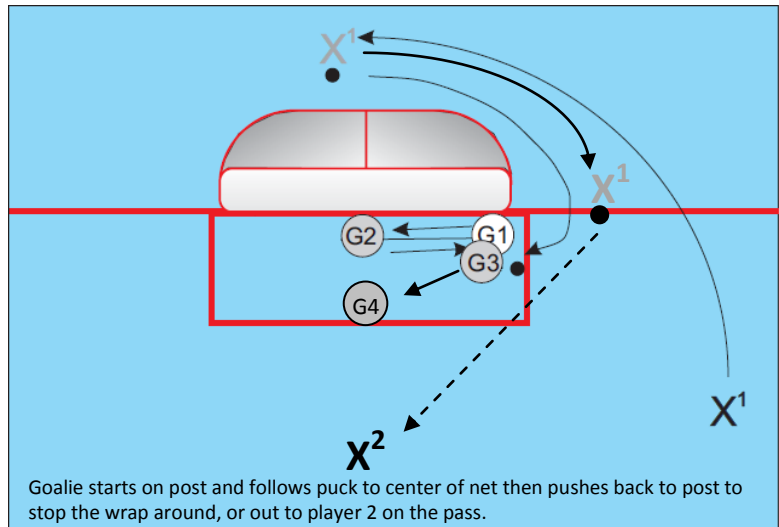
Evaluator's Name _____

Drill #4 – Wrap Around

Player 1 skates behind the net and stops then goes to one side or the other and has the option of passing to player 2 or doing a wrap around

Things to look for:

- Response to player behind the net
- Goalie movement
- Set-up and reaction to wrap around shot or to player in front of the net
- Rebound control or
- Reaction to rebound



Players Division:

- Atom PeeWee Bantam Midget

Goalie #	Ranking	Needs Improvement		Average			Excellent		Comments
		1	2	3	4	5	6	7	
_____	Positioning/Angle	1	2	3	4	5	6	7	_____
	Reaction to Shot	1	2	3	4	5	6	7	_____
	Eye Contact to Puck	1	2	3	4	5	6	7	_____
	Rebound control	1	2	3	4	5	6	7	_____
	Reaction to Rebound	1	2	3	4	5	6	7	_____
_____	Positioning/Angle	1	2	3	4	5	6	7	_____
	Reaction to Shot	1	2	3	4	5	6	7	_____
	Eye Contact to Puck	1	2	3	4	5	6	7	_____
	Rebound control	1	2	3	4	5	6	7	_____
	Reaction to Rebound	1	2	3	4	5	6	7	_____
_____	Positioning/Angle	1	2	3	4	5	6	7	_____
	Reaction to Shot	1	2	3	4	5	6	7	_____
	Eye Contact to Puck	1	2	3	4	5	6	7	_____
	Rebound control	1	2	3	4	5	6	7	_____
	Reaction to Rebound	1	2	3	4	5	6	7	_____

Additional Comments



Note: "Eye Contact to Puck" includes fundamentals of the position

Evaluator's Name _____

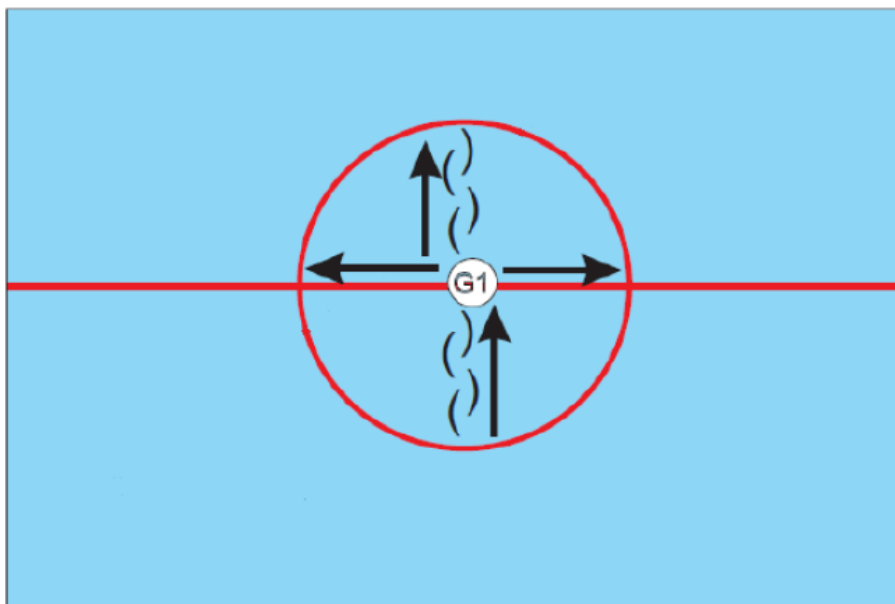
Drill #5 – Iron Cross

Goalie starts at dot in center of circle, and skates forward (C-cuts) to top of circle then back (skating backwards) to the dot in the center. The goalie then shuffles sideways to the edge of the circle, returns to the middle and then does T-pushes to the other side of the circle, again returning to the middle. The goalie then finishes the drill by doing backwards C-cuts to the bottom of the circle and finishing back at the middle.

For bantam and midget goalies, shuffle and T-push can be replaced with butterfly slides and backside (or inside-edge) pushes.

Things to watch for:

- In ready position the whole time
- Minimal movement of glove and blocker
- Head up during movement



Players Division:

Atom PeeWee Bantam Midget

Goalie #	Ranking	Needs Improvement		Average			Excellent		Comments
		1	2	3	4	5	6	7	
_____	Positioning/Angle	1	2	3	4	5	6	7	_____
	Reaction to Shot	1	2	3	4	5	6	7	_____
	Eye Contact to Puck	1	2	3	4	5	6	7	_____
	Rebound control	1	2	3	4	5	6	7	_____
	Reaction to Rebound	1	2	3	4	5	6	7	_____
_____	Positioning/Angle	1	2	3	4	5	6	7	_____
	Reaction to Shot	1	2	3	4	5	6	7	_____
	Eye Contact to Puck	1	2	3	4	5	6	7	_____
	Rebound control	1	2	3	4	5	6	7	_____
	Reaction to Rebound	1	2	3	4	5	6	7	_____
_____	Positioning/Angle	1	2	3	4	5	6	7	_____
	Reaction to Shot	1	2	3	4	5	6	7	_____
	Eye Contact to Puck	1	2	3	4	5	6	7	_____
	Rebound control	1	2	3	4	5	6	7	_____
	Reaction to Rebound	1	2	3	4	5	6	7	_____

Additional Comments



Note: "Eye Contact to Puck" includes fundamentals of the position